






Link Trainer Guide- Key points for POCT Clinitest hCG

This document summarises the key points for use of the POCT Clinitest hCG which should be covered by link trainers during training.

 <p><u>Before testing</u></p>	<ul style="list-style-type: none"> • Check expiry date of cassettes, do not use out of date cassettes. • Obtain consent from your patient. • Ensure correct PPE is worn. • HCG can be detected in urine 7 days post conception. • Must only be carried out by staff who have received documented training on the use of the CLINITEK hCG.
<p><u>Sample requirement</u></p> 	 <ul style="list-style-type: none"> • Urine sample must be taken into a clean/sterile, plain container. Avoid pulp urine bowls or decant into a sterile container as soon as possible. • Sample should be labelled with patient details, including NHS Number. • Samples are stable for 72hrs if stored at 2-8°C. • Samples must be at room temp before analysis.
<p><u>QC requirements</u></p>	<ul style="list-style-type: none"> • QC will be analysed weekly by the POCT Team.
<p><u>EQA samples</u></p> 	<ul style="list-style-type: none"> • EQA Samples will be sent by POCT every 2 months. • It is every user's responsibility to ensure the EQA is analysed and results returned to POCT.
<p><u>Analysis</u></p>	<ul style="list-style-type: none"> • Ensure the reader has the cassette holder facing upwards. • Touch Clinitest hCG

	<ul style="list-style-type: none"> • The patient NHS number should be used as patient identifier. Follow steps on screen. • Do not push or pull the test table.
<p><u>Results and follow up testing</u></p>	<ul style="list-style-type: none"> • All results should be recorded in patient notes, along with date/time/person performing the test. • In case of 'BORDERLINE' result – repeat in 48-72 hours OR send blood to the lab • Results will auto print on completion of test. • Printout is on thermal paper – be careful with alcohol hand gel • To reprint results use 'recall results' button from the home screen
<p><u>After testing</u></p>	<ul style="list-style-type: none"> • Dispose of test cassette in clinical waste. • The strip tray holder should be removed & washed thoroughly with warm soapy water daily. Take care not to let any liquids enter the instrument. • Occasionally or if the strip holder/analyser appears particularly dirty it may be cleaned with clinell wipes or any commercial cleaning product containing 70% alcohol.
<p><u>Analyser issues</u></p>	<ul style="list-style-type: none"> • Contact POCT office: <ul style="list-style-type: none"> ○ York (772)5890 ○ Scarborough (771)2659 ○ Bridlington (771) 3321

DO NOT SHARE YOUR OPERATOR ID WITH ANYONE. IT IS A DISCIPLINARY OFFENCE!!