


Link Trainer Guide- Key points for iSTAT Alinity


This document summarises the key points of iSTAT Alinity testing which should be covered by link trainers during training.

Pre-Analysis


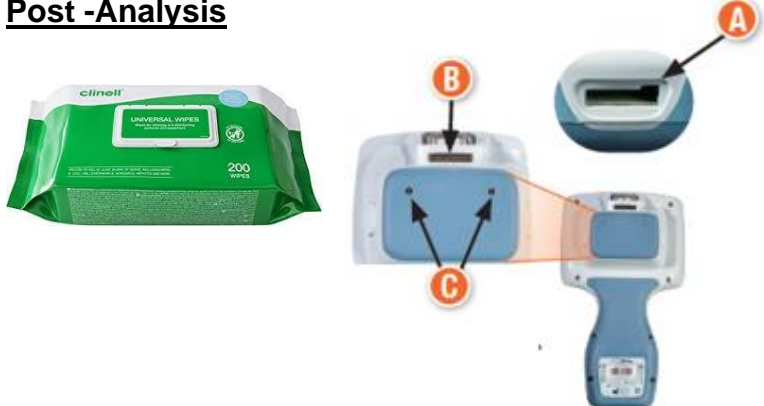



- Sample should be collected into a **dry heparinised syringe** or capillary tube.
- Syringe samples should be analysed within **15** minutes of being taken
- **Capillaries** should be analysed **immediately**.
- Once the sample has been taken expel any air and cap your sample.
- Label your sample with the correct patient details.
- Roll your sample between your hands and gently invert to ensure mixing.
- Ensure required cartridges have been brought from fridge to room temperature (~5mins for a single cartridge)

Analysis & Cartridge Filling



- Set the test up on the meter and **ensure patient NHS number** is used
- Guidance for sampling will appear on screen
- Remove cartridge from pouch:
 - **Avoid** touching the sensors or contact pads
 - **Avoid** holding the calibrant pouch on the cartridge
- Fill cartridge **immediately**
 - Lay cartridge on a flat surface
 - Place Syringe/capillary at the sample well at an angle
 - Dispense sample ensuring it travels into the well
 - Keep dispensing until sample reaches the **Fill Mark Indicator**

	<ul style="list-style-type: none">• Close the plastic closure clasp firmly until it snaps into place securely before inserting into meter• Abnormal results displayed with amber notification light• Print by holding meter in front of scanner
<p><u>Post -Analysis</u></p> 	<ul style="list-style-type: none">• Dispose of used samples and cassettes as clinical waste• Clean meter with Clinell Wipes between uses, avoiding liquid entering:<ul style="list-style-type: none">A. Cartridge portB. Metal pins under barcode readerC. Gold contacts on the underside of the battery• Dock the meter after use
<p><u>Troubleshooting and other information</u></p> 	<ul style="list-style-type: none">• Any issues must be reported to POCT• Obtain supply of cartridges and printer paper from POCT• No Quality Control or External Quality Assurance performed by operators<ul style="list-style-type: none">○ POCT perform QC and EQA○ Cartridges perform automatic QC before each patient test

DO NOT SHARE YOUR OPERATOR ID WITH ANYONE. IT IS A DISCIPLINARY OFFENCE!!